



**Strategies: Hearing and Making Rhymes AND
Using Pictures in Hearing Rhymes**

Student: _____ Grade: _____ Date: _____

Hearing and Making Rhymes

Record the student's responses to the following:

What sound do you hear at the end of *look*? _____

What sound do you hear at the end of *took*? _____

Do *look* and *took* rhyme? Y or N How do you know?

Can you tell me another word that rhymes with *look* and *took*? _____

Target Words:	Student's Rhyme:
hug, mug, jug	
pear, chair, care	
king, ring, bring	

Using Pictures in Hearing Rhymes









Did the student have difficulty identifying the rhyming pictures (house, mouse) in the group of six cards? Y or N

Explain:

Picture Pair		Correct Card	Card Chosen by Student
cat	bat	hat	
boat	coat	goat	
snake	rake	cake	
clock	block	sock	

<p>During this activity, the student seemed:</p> <p><input type="checkbox"/> Actively engaged</p> <p><input type="checkbox"/> Somewhat engaged</p> <p><input type="checkbox"/> Passively cooperative</p> <p><input type="checkbox"/> Not interested</p> <p><input type="checkbox"/> Other: _____</p>	<p>Additional Comments:</p>
---	------------------------------------

Strategy: Using Pictures in Hearing Rhymes

 Cut on dotted lines only.